

# Combination Lock A199 with Code-finding Function



## Operating Instructions

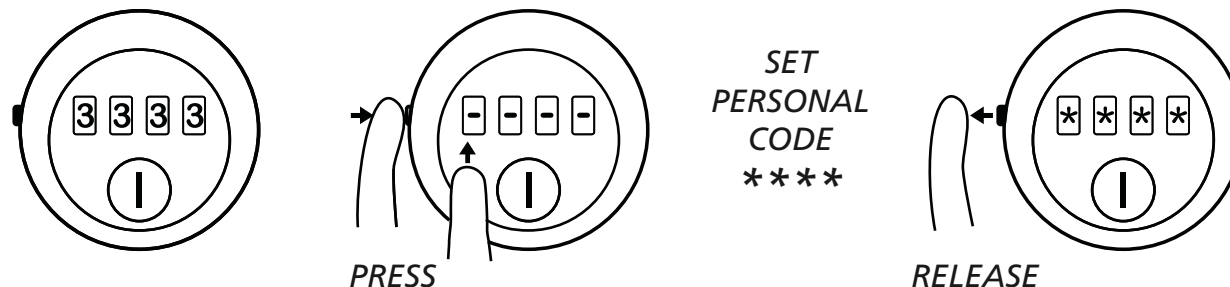
### General Information

1. Please read carefully these instructions before first use.
2. Do not expose lock to environmental influences (moisture, fire, dust, etc)!
3. Do not expose lock to vibrations and avoid dropping!
4. Clean lock with a damp cloth. Do not use chemical products!
5. Lock operable within a temperature range from 0°C to 50°C (32°F to 120°F).

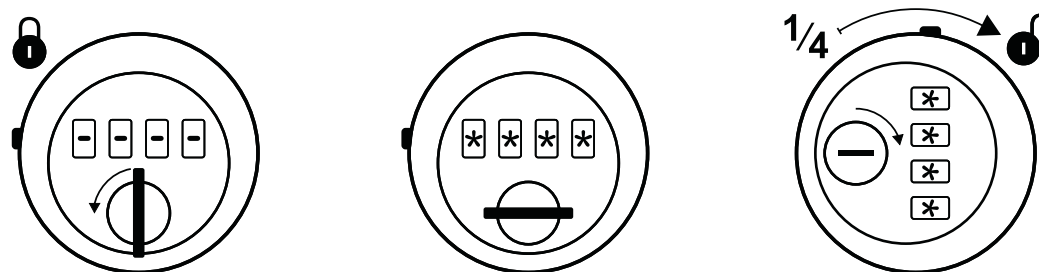
### Operation

1. On delivery the combination lock is factory set at **3333**. For safety reasons set the lock immediately to your own personal code. Do not use any obvious code (e.g. year of birth, 1234, etc).
2. While setting the code hold the button during the whole procedure. Release only after code wheels have been set to the chosen code.
3. *Never leave the code wheels set on your own personal code.*
4. For code setting and emergency opening via master key the lock must be horizontal in the index position.
5. To open and close the lock enter your personal code and turn.
6. Important – do not scramble the lock code in the open position. If this is done accidentally please ensure that your code is reset before closing the lock.
7. Scramble code immediately after closing.

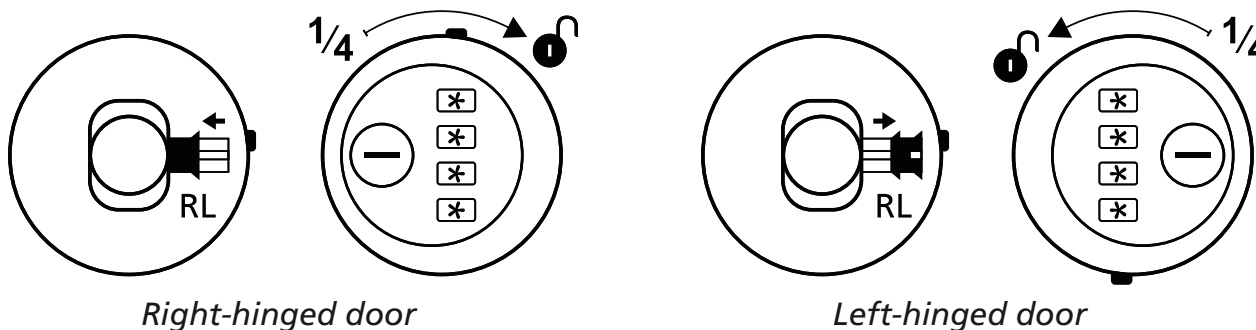
### Personal code setting



### Emergency opening and/or code-finding via master key



### Change lock orientation



**LOWE & FLETCHER LTD.**

Tel: 0121 505 0400

[www.lowe-and-fletcher.com](http://www.lowe-and-fletcher.com)